














Road Signs, Road Markings, Traffic Signals (including Instrument Warning Lights and Indicators)  
**MOTORCYCLES (Multiple Choice Questions Bank)**  
**【English version】**

Question number	Answer	Question Illustrations	Question
001	1		(1) Right turn (2) Left turn (3) Winding road, right turn ahead
002	1		(1) Left turn (2) Right turn (3) Winding road, left turn ahead
003	1		(1) Winding road, right turn ahead (2) Left turn (3) Right turn
004	1		(1) Winding road, left turn ahead (2) Right turn (3) Left turn
005	3		(1) Two-way (2) First-aid station (3) Crossroads
006	1		(1) T intersection ahead (2) Two-way (3) Pedestrians prohibited
007	1		(1) Road narrows (2) Narrow bridge (3) Road width changes
008	2		(1) Right Lane Ends (2) Left Lane Ends (3) Narrow road.
009	1		(1) Right lane narrows (2) Narrow road (3) Lane merges










Road Signs, Road Markings, Traffic Signals (including Instrument Warning Lights and Indicators)  
**MOTORCYCLES (Multiple Choice Questions Bank)**  
**【English version】**

Question number	Answer	Question Illustrations	Question
010	3		(1)Narrow road(2)Two-way(3)Y intersection.
010	1		(1) Steep hill (2) Steep downgrade (3) Wharf
012	2		(1) One way (2) Two-way road (3) Narrow road
013	2		(1) Road curves (2) Circular intersection (3) Follow the traffic flow
014	2		(1) Two-way road (2) Narrow bridge (3) Narrow road
015	3		(1) Bumpy road (2) Steep incline (3) Bump ahead
016	1		(1) No-gate railroad crossing (2) Gated railroad crossing (3) Cars prohibited
017	3		(1) Cars prohibited (2) No-gate railroad crossing (3) Gated railroad crossing
018	3		(1) Crossroads ahead (2) Dead end road (3) Lanes merge ahead

Road Signs, Road Markings, Traffic Signals (including Instrument Warning Lights and Indicators)  
**MOTORCYCLES (Multiple Choice Questions Bank)**  
**【English version】**

Question number	Answer	Question Illustrations	Question
019	2		(1)Intersection(2)Merging traffic(3)Narrow bridge.
020	2		(1) Steep drop off on right (2) Wharf embankment (3) Danger
021	2		(1) Bump ahead (2) Slippery road (3) Passing prohibited
022	2		(1) Narrow road (2) Tunnel (3) Narrow bridge
023	3		(1) Falling rocks on right (2) Steep drop-off (3) Falling rocks on left
024	1		(1)Falling Rocks (Right)(2)Falling Rocks (Left)(3)Hazardous road.
025	1		(1)Cliffs on the right(2)Wharf(3)Beware of falling rocks on the right.
026	2		(1) Warning signal (2) Danger (3) Slow down
027	2		(1) Make full stop then proceed (2) Watch out for trolley (3) Watch out for pedestrians










Road Signs, Road Markings, Traffic Signals (including Instrument Warning Lights and Indicators)  
**MOTORCYCLES (Multiple Choice Questions Bank)**  
**【English version】**

Question number	Answer	Question Illustrations	Question
028	2		(1) Watch out for pedestrians (2) Watch out for children (3) Pedestrians prohibited
029	2		(1) Watch out for children (2) Watch out for pedestrians (3) Pedestrians prohibited
030	1		(1) Watch out for traffic signals (2) Danger (3) Traffic control signal
031	2		(1) Bump ahead(2) Bumpy road (3) Road construction
032	3		(1) Make full stop then proceed (2) Yield (3) Slow down
033	2		(1) Minimum speed limit (2) Maximum speed limit (3) Vehicle gross weight limit
034	1		(1) No parking (2) No stopping (3) No passing
035	3		(1) Pedestrians prohibited (2) Make full stop then proceed (3) Do not enter
036	3		(1) Pedestrians prohibited (2) Do not enter (3) Cars prohibited










Road Signs, Road Markings, Traffic Signals (including Instrument Warning Lights and Indicators)  
**MOTORCYCLES (Multiple Choice Questions Bank)**  
**【English version】**

Question number	Answer	Question Illustrations	Question
037	3		(1) Do not enter (2) Trailer trucks prohibited (3) Large trucks and trailer trucks prohibited
038	1		(1) All motorcycles prohibited except large heavy duty motorcycles. (2) Automobiles with four or more wheels prohibited (3) No motorcycles allowed
039	2		(1) Vehicles prohibited (2) Motor vehicles with four or more wheels and motorcycles prohibited (3) Pedestrians prohibited
040	3		(1) Large heavy-duty motorcycles only (2) Large heavy-duty motorcycles with engine capacity over 550cc are prohibited (3) Large heavy-duty motorcycles are prohibited.
041	1		(1) No motorcycles over 550 cc displacement (2) Motorcycles over 550 cc only (3) No bicycles
042	2		(1) No Electric Bicycles (2) No Bicycles (3) No Motorcycles.
043	2		(1) U-turns prohibited (2) Left turns prohibited (3) Right turns prohibited
044	3		(1) No Left Turn (2) No Right Turn (3) Right Turn Only.
045	1		(1) Passing prohibited (2) Trailer trucks prohibited (3) Pedestrians prohibited








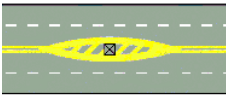
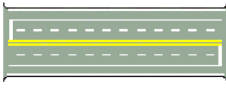
Road Signs, Road Markings, Traffic Signals (including Instrument Warning Lights and Indicators)  
**MOTORCYCLES (Multiple Choice Questions Bank)**  
**【English version】**

Question number	Answer	Question Illustrations	Question
046	2		(1) Left turns prohibited (2) U-turns prohibited (3) Parking prohibited
047	1		(1) Pedestrians prohibited (2) Watch out for pedestrians (3) Watch out for children
048	1		(1) Vehicle width limit (2) Parking prohibited (3) Vehicle height limit
049	1		(1) Vehicle gross weight limit (2) Vehicle loading weight limit (3) Empty vehicle weight
050	2		(1) Minimum speed limit (2) Maximum speed limit (3) Vehicle gross weight limit
051	3		(1) Watch out for children (2) Watch out for pedestrians (3) Pedestrians only
052	1		(1) Vehicle length limit (2) Vehicle width limit (3) Cars prohibited
053	2		(1) Make full stop then proceed (2) Stop for inspection (3) Pedestrians prohibited
054	2		(1) Stop (2) Checkpoint (3) No Entry.

Road Signs, Road Markings, Traffic Signals (including Instrument Warning Lights and Indicators)  
**MOTORCYCLES (Multiple Choice Questions Bank)**  
**【English version】**


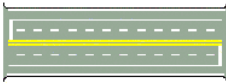
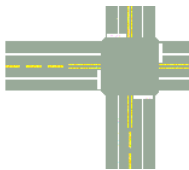

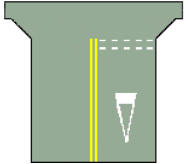
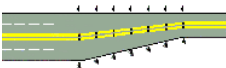
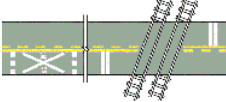


Question number	Answer	Question Illustrations	Question
055	1		(1) Keep right (2) One way (3) Right turn
056	2		(1) Parking prohibited (2) Make full stop then proceed (3) Temporary parking prohibited
057	2		(1) Dead end (2) First-aid station (3) Hospital
058	2		(1) Crossroads (2) Dead end (3) Gas station
059	1		(1) Provincial road number (2) County road number (3) National freeway road number
060	3		(1) Provincial road number (2) County road number (3) National freeway road number
061	1		(1)Route Number of Provincial Highway (2)Route Number of County Highway (3)Route Number of National Highway.
062	2		(1) Provincial road number (2) County road number (3) National freeway number
063	3		(1) Agricultural road (2) Numbered routes for county roads (3) Numbered routes for country roads

Road Signs, Road Markings, Traffic Signals (including Instrument Warning Lights and Indicators)  
**MOTORCYCLES (Multiple Choice Questions Bank)**  
**【English version】**

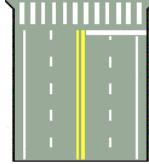
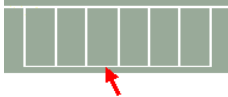
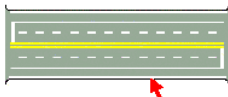




Question number	Answer	Question Illustrations	Question
064	2		(1) Flashing yellow light (2) Traffic control signal (3) Double flashing yellow light
065	2		(1) Double flashing yellow light (2) Special flashing yellow light (3) 4-way stop light
066	1		(1) Signal for pedestrians (2) Flashing yellow light (3) 4-way stop light
067	3		(1) Special flashing yellow light (2) Traffic control signal (3) Pedestrian crosswalk signal
068	1		(1) Multi-track electronic railroad crossing (2) Multi-track railroad crossing (3) Single track electronic railroad crossing
069	2		The solid yellow lines indicate a: (1) Pedestrian crosswalk(2) No parking area (3) Stop line
070	1		(1) Direction separation (2) Longitudinal crosswalk line (3) Passing prohibited
071	3		(1) Road width changes(2) Railroad ahead (3) Barrier ahead
072	2		The broken white line is a: (1) Longitudinal crosswalk line (2) Lane line (3) Road edge line











Road Signs, Road Markings, Traffic Signals (including Instrument Warning Lights and Indicators)  
**MOTORCYCLES (Multiple Choice Questions Bank)**  
**【English version】**

Question number	Answer	Question Illustrations	Question
073	2		(1) Parking line (2) direction arrow (3) Stop line
074	2		The solid yellow double line means: (1) Parking prohibited (2) Passing prohibited in oncoming traffic lanes (3) Road width changes
075	2		The solid yellow double line indicates: (1) Passing prohibited in oncoming traffic lanes (2) Passing prohibited in both directions (3) Stop here
076	2		The solid red line means; (1) Stop (2) Temporary parking prohibited (3) Parking permitted
077	1		The inverted white triangle means: (1) Yield (2) Stop (3) Barrier ahead
078	3		(1) Barrier ahead (2) Railroad ahead (3) Road width changes
079	1		(1) Railroad ahead (2) Barrier ahead (3) Road width changes
080	3		(1) Lane line (2) Direction separation line (3) Longitudinal crosswalk line
081	1		The white diagonal lines are: (1) Zebra crossing lines (2) Stop lines (3) Road edge lines








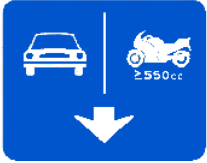
**Road Signs, Road Markings, Traffic Signals (including  
Instrument Warning Lights and Indicators)  
MOTORCYCLES (Multiple Choice Questions Bank)  
【English version】**

Question number	Answer	Question Illustrations	Question
082	2		The solid white horizontal line means □ (1) Passing prohibited (2) Stop (3) Pedestrian can cross
083	3		(1) Stop line (2) Barrier ahead (3) Parking line
084	1		The solid white line indicated by the arrow is: (1) The edge of the road (2) A lane line (3) Passing prohibited line
085	3		(1) Vehicles in front must stop (2) All vehicles must stop (3) Vehicles in the front and rear must stop, vehicles approaching from the left and right can proceed
086	1		(1) All vehicles must stop (2) Vehicles in the front and rear must stop, vehicles approaching from left and right can proceed (3) Vehicles in front must stop
087	1		(1) Vehicles approaching from the right must turn left. (2) Vehicles approaching from the right must pass quickly. (3) Vehicles on the left must pass quickly.
088	1		(1) Vehicles on the right must stop (2) Vehicles approaching from the right must turn left (3) Vehicles approaching from the right must quickly pass

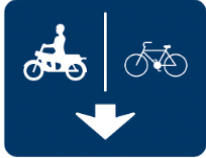



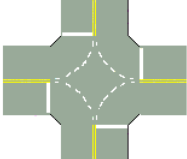




Road Signs, Road Markings, Traffic Signals (including Instrument Warning Lights and Indicators)  
**MOTORCYCLES (Multiple Choice Questions Bank)**  
**【English version】**

Question number	Answer	Question Illustrations	Question
089	2		(1) Vehicles approaching from the right must turn left (2) Vehicles approaching from the left must quickly pass (3) Vehicles approaching from the right must quickly pass
090	1		(1) Vehicles approaching from the left must turn left (2) Vehicles approaching from the right must quickly pass (3) Vehicles on the left must stop
091	1		(1) Vehicles in front must stop (2) Vehicles in the front and rear must stop, vehicles approaching from the left and right may proceed (3) All vehicles must stop
092	3		(1) Vehicles on the right must stop (2) Vehicles on the left may proceed (3) Vehicles on right must pass through quickly
093	2		(1) Right lane closed (2) Left lane closed (3) Detour ahead
094	1		(1) Right lane closed (2) Left lane closed (3) Detour ahead
095	3		(1) Lane closed ahead (2) Detour ahead (3) Road construction
096	3		(1) Left lane closed (2) Right lane closed (3) Detour ahead


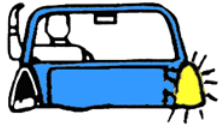







Road Signs, Road Markings, Traffic Signals (including Instrument Warning Lights and Indicators)  
**MOTORCYCLES (Multiple Choice Questions Bank)**  
**【English version】**

Question number	Answer	Question Illustrations	Question
097	1		(1) Follow the detour sign (2) One way (3) Direction sign
098	2		(1) Road construction (2) Lane closed (3) Detour ahead
099	1		(1) Turn on headlights (2) Watch out for traffic signals (3) Tap horn
100	2		(1) Beware of pedestrians while riding a bicycle (2) Pedestrians and bicycles only (3) Bicycles and motorcycles only.
101	3		Designated (1) Automobiles only (2) Buses only (3) Bicycles and scooters only, large heavy motorcycles are excluded.
102	1		(1) Motor vehicles and motorcycles over 550 cc displacement only (2) Bicycles and motorcycles only (3) No motor vehicles or motorcycles over 550 cc
103	2		(1) For vehicles with at minimum of 4 wheels and large heavy-duty motorcycles with engine capacity over 550cc only (2) For cars with a minimum of 4 wheels and large heavy-duty motorcycles only (3) Vehicles with a minimum of 4 wheels and large heavy-duty motorcycles are prohibited.
104	2		(1) Motor vehicles only (2) Motor vehicles and motorcycles over 550 cc displacement only (3) No motor vehicles or motorcycles over 550 cc

Road Signs, Road Markings, Traffic Signals (including Instrument Warning Lights and Indicators)  
**MOTORCYCLES (Multiple Choice Questions Bank)**  
**【English version】**

Question number	Answer	Question Illustrations	Question
105	1		(1)For bicycles and motorcycles only, not including cruiser motorcycles(2)For bicycles and cruiser motorcycles only (3)For bicycles and light scooters only.
106	1		(1) Bicycles only (2) Electric bicycles only (3) Motorcycles only
107	1		(1) Two-step right turn for bicycles and motorcycles (2) Motorcycles Only (3) Two-step left turn for bicycles and motorcycles
108	3		(1) Two-step right turn for bicycles and motorcycles (2) Motorcycles Only (3) Two-step left turn for bicycles and motorcycles
109	1		The broken white lines represent: (1) The turn lane (2) Prohibited area (3) Channelizing lines.
110	3		This sign shows (1) Miles to a destination (2) Direction and distance to a destination (3) Destination name
111	1		(1) Go straight and then turn right (2) Go straight and then turn left (3) Follow the signs to turn left
112	1		This sign indicates (1) Lane closed (2) Crossroads ahead (3) Traffic control
113	1		(1) MRT station (2) Railroad station (3) High speed rail station

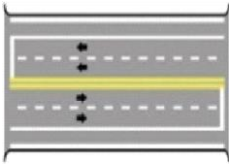
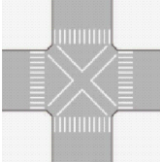







Road Signs, Road Markings, Traffic Signals (including Instrument Warning Lights and Indicators)  
**MOTORCYCLES (Multiple Choice Questions Bank)**  
**【English version】**

Question number	Answer	Question Illustrations	Question
114	1		(1) Parking lot (2) Park (3) U-turn lane
115	1		Raised left arm with the palm facing right indicates: (1) Right turn (2) Left turn (3) Rear vehicles are permitted to pass
116	2		Left arm extended out with the palm facing down indicates : (1) Right turn (2) Left turn (3) Slow down
117	1		Left arm bent downward with the palm facing the rear indicates: (1) Slowing down to stop temporarily (2) Rear vehicles are permitted to pass (3) Vehicle backing up
118	1		(1)Left Turn Only(2)One-way(3)Keep Left.
119	2		(1)One-way (2)Lane Direction (3)Left Turn Only.
120	3		(1)Through Traffic Only(2)Road Direction(3)One-way.
121	1		(1)Location and distance sign (2)Direction and distance sign (3)Location and direction sign
122	2		(1)Location and distance sign (2)Direction and distance sign (3)Location and direction sign

Road Signs, Road Markings, Traffic Signals (including Instrument Warning Lights and Indicators)  
**MOTORCYCLES (Multiple Choice Questions Bank)**  
**【English version】**









Question number	Answer	Question Illustrations	Question
123	3		This is a directional sign on the interchange of the freeways to guide the vehicles to the freeway interchange from : (1)An expressway(2)A freeway(3)General roads.
124	2		(1)Milage tablet(2)Milage sign(3)Country route No.
125	3		(1)MRT station(2)Railroad station(3)High speed rail station.
126	1		(1)Pedestrian bridge(2)Pedestrian underpass(3)Parking area.
127	2		(1)Pedestrian bridge(2)Pedestrian underpass(3)Parking area.
128	3		(1)U-turn (2)Chevron sign (turn warning sign) (3)Lane direction.
129	2		(1)U-turn (2)Chevron sign (turn warning sign) (3)Lane direction.
130	3		(1)Warning sign (2)Construction sign (3)Vehicle breakdown warning sign.
131	1		If a person riding on a motorcycle sees the horizontal markings shown in this picture, how should the driver react? (1)slow down(2)speed up(3)check your tires.

Road Signs, Road Markings, Traffic Signals (including Instrument Warning Lights and Indicators)  
**MOTORCYCLES (Multiple Choice Questions Bank)**  
**【English version】**





Question number	Answer	Question Illustrations	Question
132	1		The solid white line shown in the picture that can be found at the outer sides of the roads and the edges of the road are? (1)lane lines (2)broken yellow lines (3)solid double yellow lines.
133	1		The "X" mark shown in the picture indicates (1)diagonal pedestrian crosswalk (2)cross hatched no-stopping zone (3)bicycle crossing.
134	3		The white arrow shown in the picture indicates(1)left turn (2)passing bay(3)lane ends.
135	1		(1)Flashing red light(2)No Entry(3)Lane control signal.
136	1		(1)Beware of bicycles (2)Beware of Pedestrians (3)Beware of motorcycles.
137	1		(1)Port (2)Ferry terminal (3)Service repair station.
138	2		(1)MRT station(2)Railroad station(3)High-speed railroad station.
139	1		(1)A bus station or terminal(2)MRT station(3)Taxi stand.
140	3		(1)Turn left (2)Passing allowed (3)Decelerate to a stop.



**Road Signs, Road Markings, Traffic Signals (including Instrument Warning Lights and Indicators)**  
**MOTORCYCLES (Multiple Choice Questions Bank)**  
**【English version】**

Question number	Answer	Question Illustrations	Question
141	2		(1)Turn right (2)Passing allowed (3)Decelerate to a stop.
142	1		(1)Turn right(2)Passing allowed(3)Decelerate to a stop.
143	1		(1)Left Turn (2)Right Turn (3)Decelerate to a stop.
144	3		(1)Bus lane(2)High occupancy lane(3)Mass transit lane.
145	2		(1)Vehicles with more than 4 wheels are prohibited(2)Large passenger vehicles are prohibited(3)Mass transit vehicles are prohibited.
146	2		(1)This lane is designated for vehicles with at minimum of 4 wheels and cruiser motorcycles with an engine capacity of 550cc or above. (2)This lane is designated for vehicles with a minimum of 4 wheels and cruiser motorcycles only. (3)This lane is designated for vehicles with a minimum of 4 wheels and all motorcycles except for cruiser motorcycles.
147	1		(1)Large passenger vehicle lane(2)High occupancy lane(3)Mass transit lane.
148	3		(1)Large passenger vehicles and large trucks are prohibited (2)Cars and trucks with a minimum of 4 wheels are prohibited (3)Large passenger vehicles, large trucks and container trucks are prohibited.

Road Signs, Road Markings, Traffic Signals (including Instrument Warning Lights and Indicators)  
**MOTORCYCLES (Multiple Choice Questions Bank)**  
**【English version】**

Question number	Answer	Question Illustrations	Question
149	3		(1)Railroad crossing with more than 2 rails (2)Railroad crossing with single rail (3)Railroad crossing with single electric rail.
150	2		(1)The places(2)Lane direction(3)The places and direction.
151	1		The bike rider's hand gesture shows an upcoming (1) right turn (2) left turn (3) deceleration and pause
152	3		The bike rider's hand gesture shows an upcoming (1) right turn (2) left turn (3) deceleration and pause