
















**Road Signs, Road Markings, Traffic Signals (including Instrument Warning Lights and Indicators)  
MOTORCYCLES (True/False Question Bank)  
【English version】**

Question number	Answer	Question Illustrations	Question
001	X		Winding road, left turn ahead
002	O		Forked road
003	X		Bump ahead
004	O		Steep downgrade ahead
005	O		Narrow bridge
006	X		Road narrows
007	X		Narrow road
008	O		No-gate railroad crossing
009	O		Watch out for pedestrians

**Road Signs, Road Markings, Traffic Signals (including Instrument Warning Lights and Indicators)  
MOTORCYCLES (True/False Question Bank)  
【English version】**

Question number	Answer	Question Illustrations	Question
010	X		Watch out for traffic signals
011	X		Bumpy road
012	O		Tunnel ahead
013	X		Bicycles prohibited
014	O		Yield
015	O		Single lane road, pass with extreme caution
016	O		Road forks ahead
017	X		Parking prohibited
018	O		Stop and go










**Road Signs, Road Markings, Traffic Signals (including Instrument Warning Lights and Indicators)**  
**MOTORCYCLES (True/False Question Bank)**  
**【English version】**

Question number	Answer	Question Illustrations	Question
019	X		Do not enter
020	O		U-turns prohibited
021	X		Cars prohibited
022	O		Vehicle width limit
023	O		Cars with four or more wheels and motorcycles prohibited
024	O		Watch out for bicycles
025	O		Watch out for the disabled persons
026	O		No stopping
027	O		No parking










**Road Signs, Road Markings, Traffic Signals (including Instrument Warning Lights and Indicators)  
MOTORCYCLES (True/False Question Bank)  
【English version】**

Question number	Answer	Question Illustrations	Question
028	<input type="radio"/>		Maximum speed
029	<input type="radio"/>		Right lane narrows
030	<input checked="" type="radio"/>		Tri-wheeled vehicles prohibited
031	<input checked="" type="radio"/>		Cars prohibited
032	<input checked="" type="radio"/>		Bicycles prohibited
033	<input type="radio"/>		Vehicle height limit
034	<input type="radio"/>		Taxi with no passengers prohibited
035	<input type="radio"/>		Cars prohibited
036	<input type="radio"/>		Do not enter

**Road Signs, Road Markings, Traffic Signals (including Instrument Warning Lights and Indicators)**  
**MOTORCYCLES (True/False Question Bank)**  
**【English version】**

Question number	Answer	Question Illustrations	Question
037	<input type="radio"/>		Right turns prohibited
038	<input type="radio"/>		Danger
039	<input type="radio"/>		Watch out for traffic signals
040	<input type="radio"/>		Watch out for children
041	<input checked="" type="radio"/>		Watch out for children
042	<input type="radio"/>		Bump ahead
043	<input type="radio"/>		Winding road, right turn ahead
044	<input type="radio"/>		Two-way
045	<input checked="" type="radio"/>		First-aid station




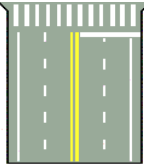

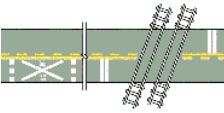
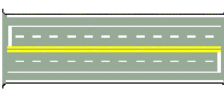
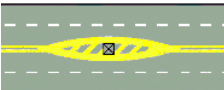
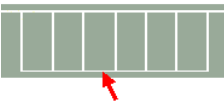
**Road Signs, Road Markings, Traffic Signals (including Instrument Warning Lights and Indicators)  
MOTORCYCLES (True/False Question Bank)  
【English version】**

Question number	Answer	Question Illustrations	Question
046	O		Intersection
047	X		Road narrows
048	O		Road narrows
049	O		Cars only
050	O		Circular intersection, follow directions
051	X		For vehicles only
052	O		Left turns only
053	O		Follow directions for left or right turn
054	O		Keep right

**Road Signs, Road Markings, Traffic Signals (including Instrument Warning Lights and Indicators)  
MOTORCYCLES (True/False Question Bank)  
【English version】**


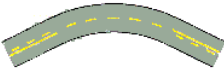
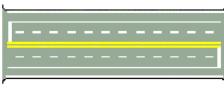
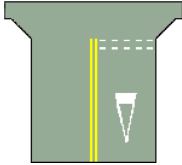

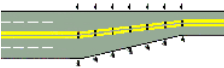



Question number	Answer	Question Illustrations	Question
055	<input type="radio"/>		Slow down
056	<input type="radio"/>		One way
057	<input type="radio"/>		First-aid station
058	<input type="radio"/>		Slippery road
059	<input checked="" type="radio"/>		Single lane road
060	<input checked="" type="radio"/>		Provincial road number
061	<input type="radio"/>		National freeway number
062	<input type="radio"/>		Minimum speed
063	<input checked="" type="radio"/>		maximum speed limit

**Road Signs, Road Markings, Traffic Signals (including Instrument Warning Lights and Indicators)  
MOTORCYCLES (True/False Question Bank)  
【English version】**

Question number	Answer	Question Illustrations	Question
064	X		Follow the directional arrows
065	O		Parking bay
066	X		parking space for large heavy-duty motorcycles
067	O		Solid white horizontal line means stop line
068	X		Solid white double lines marks vehicle lane
069	O		Railroad crossing ahead
070	X		The broken white line is a stop line.
071	O		Barrier
072	O		Parking line





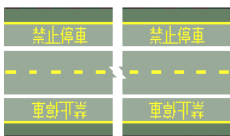


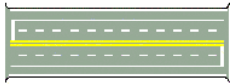

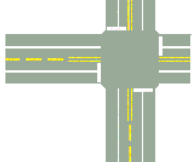
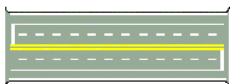
**Road Signs, Road Markings, Traffic Signals (including Instrument Warning Lights and Indicators)  
MOTORCYCLES (True/False Question Bank)  
【English version】**

Question number	Answer	Question Illustrations	Question
073	X		Stop line
074	O		The solid yellow line and broken yellow line indicate passing prohibited in one direction
075	X		The solid yellow double line means parking prohibited.
076	O		The inverted white triangle means yield.
077	X		Road width changes
078	O		Road width changes
079	X		Watch out for traffic signals
080	O		Special flashing yellow light
081	O		Pedestrian crossing signal

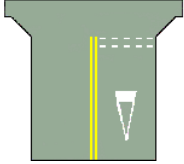
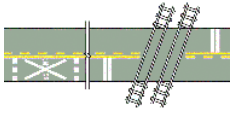
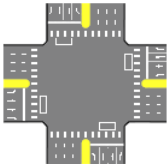
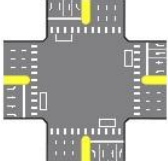
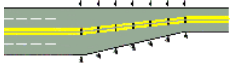




# Road Signs, Road Markings, Traffic Signals (including Instrument Warning Lights and Indicators)

## MOTORCYCLES (True/False Question Bank)









### 【English version】

Question number	Answer	Question Illustrations	Question
082	X		School Children Crossing
083	X		Flashing yellow light
084	X		The solid yellow line indicates the edge of the road
085	O		Multi-track electronic railroad crossing.
086	O		Diagonal white lines mean zebra crossing
087	O		The broken white line is a lane line.
088	O		Road marking
089	O		Solid yellow double lines mean passing is prohibited in both directions.
090	O		Solid yellow double lines mean passing in oncoming lanes is prohibited








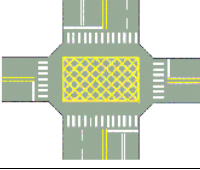
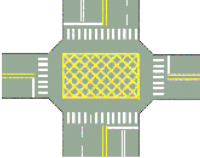
**Road Signs, Road Markings, Traffic Signals (including Instrument Warning Lights and Indicators)  
MOTORCYCLES (True/False Question Bank)  
【English version】**

Question number	Answer	Question Illustrations	Question
091	X		The inverted white triangle means barrier ahead.
092	X		Barrier
093	O		The white rectangular box in front of stop line is left turn area for slow vehicles and motorcycles.
094	X		The white rectangular marking in front of the stop line shown in the picture is a motorcycle waiting zone
095	X		Barrier
096	O		Traffic control signal ahead
097	X		Flashing yellow light
098	O		Gas station
099	O		Dead end



**Road Signs, Road Markings, Traffic Signals (including Instrument Warning Lights and Indicators)**  
**MOTORCYCLES (True/False Question Bank)**  
**【English version】**

Question number	Answer	Question Illustrations	Question
100	O		All vehicles must stop
101	X		Vehicles approaching from the left must turn left
102	O		Vehicles on the right must stop
103	X		Vehicles approaching from the right must quickly pass
104	X		Vehicles in front must stop
105	O		Vehicles in the front and rear must stop, vehicles approaching from the left and right may proceed
106	X		Vehicles approaching from the left must quickly pass
107	O		Vehicles approaching from the left must turn left








**Road Signs, Road Markings, Traffic Signals (including Instrument Warning Lights and Indicators)**  
**MOTORCYCLES (True/False Question Bank)**  
**【English version】**

Question number	Answer	Question Illustrations	Question
108	X		Right lane closed
109	X		Left lane closed
110	O		Road construction
111	O		Detour ahead
112	O		Follow the detour sign
113	X		Road construction
114	O		Northbound
115	O		Checkered area indicates no standing in that area
116	X		Checkered area indicates standing allowed in that area

**Road Signs, Road Markings, Traffic Signals (including Instrument Warning Lights and Indicators)**  
**MOTORCYCLES (True/False Question Bank)**  
**【English version】**

Question number	Answer	Question Illustrations	Question
117	O		Steep drop-off on the left
118	X		Watch out for falling rocks
119	O		Watch out for heavy wind
120	X		Watch for signs
121	O		No passing
122	X		Single lane road
123	O		Stop for weighing
124	X		Parking prohibited
125	O		Broken yellow line is a direction separation line

**Road Signs, Road Markings, Traffic Signals (including Instrument Warning Lights and Indicators)  
MOTORCYCLES (True/False Question Bank)  
【English version】**










Question number	Answer	Question Illustrations	Question
126	X		Broken yellow line separates oncoming traffic lanes
127	O		Vertical white line is a longitudinal crosswalk line
128	X		Vertical white line is a zebra crossing
129	O		Provincial road number
130	X		National freeway number
131	O		Maximum speed
132	X		Minimum speed
133	O		Lane control sign.
134	X		no left turn

**Road Signs, Road Markings, Traffic Signals (including Instrument Warning Lights and Indicators)  
MOTORCYCLES (True/False Question Bank)  
【English version】**








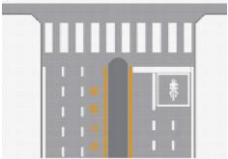
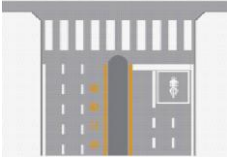
Question number	Answer	Question Illustrations	Question
135	X		lane splits
136	X		Two-way
137	O		Y intersection
138	O		Beware of airplanes
139	X		No turns allowed
140	O		lane direction
141	X		road direction
142	X		keep right
143	O		Buses only



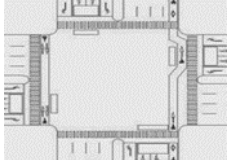







**Road Signs, Road Markings, Traffic Signals (including Instrument Warning Lights and Indicators)**  
**MOTORCYCLES (True/False Question Bank)**  
**【English version】**

Question number	Answer	Question Illustrations	Question
144	O		exclusive for autobombiles with at least 4 wheels.
145	X		no honking
146	X		Bicycles prohibited
147	O		no entry
148	O		No right or left turns
149	X		dead end
150	X		No left turn for large heavy-duty motorcycle with engine capacity of 550cc or above.
151	O		vehicle safety distance
152	O		Location name








**Road Signs, Road Markings, Traffic Signals (including Instrument Warning Lights and Indicators)  
MOTORCYCLES (True/False Question Bank)  
【English version】**

Question number	Answer	Question Illustrations	Question
153	<input type="radio"/>		Locational direction sign
154	<input type="radio"/>		road name
155	<input type="radio"/>		disabled parking space
156	<input checked="" type="radio"/>		automobile repair service station
157	<input checked="" type="radio"/>		cars only
158	<input type="radio"/>		U-turn lane
159	<input checked="" type="radio"/>		warning triangle for vehicle with mechanical problems
160	<input type="radio"/>		The white rectangular marking in front of the stop line shown in the picture is a motorcycle waiting zone, which allows motorcycles, except large heavy-duty motorcycles, to wait in the area during a red light.
161	<input checked="" type="radio"/>		The white rectangular marking behind the stop line in the picture is the motorcycle waiting zone for left turn traffic.

**Road Signs, Road Markings, Traffic Signals (including Instrument Warning Lights and Indicators)  
MOTORCYCLES (True/False Question Bank)  
【English version】**

Question number	Answer	Question Illustrations	Question
162	<input type="radio"/>		The crosshatch marking between the crosswalk and the motorcycle waiting zone as shown in the picture is for bicycles crossing
163	<input type="radio"/>		The white arrow in the picture is a lane ends sign, which indicates the lane is coming to an end, and guides you to merge with the adjacent traffic.
164	<input checked="" type="radio"/>		The white arrow shown in the picture indicates a passing bay
165	<input type="radio"/>		charging station
166	<input checked="" type="radio"/>		charging station
167	<input type="radio"/>		through traffic only
168	<input checked="" type="radio"/>		directional sign for roundabout
169	<input checked="" type="radio"/>		beware of buses or large passenger vehicles

**Road Signs, Road Markings, Traffic Signals (including Instrument Warning Lights and Indicators)  
MOTORCYCLES (True/False Question Bank)  
【English version】**

Question number	Answer	Question Illustrations	Question
170	<input type="radio"/>		left turn
171	<input type="radio"/>		right turn
172	<input checked="" type="radio"/>		slow down and stop
173	<input checked="" type="radio"/>		passing allowed
174	<input type="radio"/>		Beware of Animals
175	<input type="radio"/>		The bike rider gestured an upcoming left turn
176	<input type="radio"/>		The bike rider gestured an upcoming right turn