


















**Road Signs, Road Markings, Traffic Signals (including Instrument Warning Lights and Indicators)
MOTORCYCLES (True/False Question Bank)
【English version】**

Question number	Answer	Question Illustrations	Question
001	X		Winding road, left turn ahead
002	O		Forked road
003	X		Bump ahead
004	O		Steep downgrade ahead
005	O		Narrow bridge
006	X		Road narrows
007	X		Narrow road
008	O		No-gate railroad crossing

**Road Signs, Road Markings, Traffic Signals (including Instrument Warning Lights and Indicators)
MOTORCYCLES (True/False Question Bank)
【English version】**

Question number	Answer	Question Illustrations	Question
009	O		Watch out for pedestrians
010	X		Watch out for traffic signals
011	X		Bumpy road
012	O		Tunnel ahead
013	X		Bicycles prohibited
014	O		Yield
015	O		Single lane road, pass with extreme caution
016	O		Road forks ahead

Road Signs, Road Markings, Traffic Signals (including Instrument Warning Lights and Indicators)
MOTORCYCLES (True/False Question Bank)
【English version】

Question number	Answer	Question Illustrations	Question
017	X		Parking prohibited
018	O		Stop and go
019	X		Do not enter
020	O		U-turns prohibited
021	X		Cars prohibited
022	O		Vehicle width limit
023	O		Cars with four or more wheels and motorcycles prohibited
024	O		Watch out for bicycles
025	O		Watch out for the disabled persons










Road Signs, Road Markings, Traffic Signals (including Instrument Warning Lights and Indicators)
MOTORCYCLES (True/False Question Bank)
【English version】

Question number	Answer	Question Illustrations	Question
026	O		No stopping
027	O		No parking
028	O		Maximum speed
029	O		Right lane narrows
030	X		Tri-wheeled vehicles prohibited
031	X		Cars prohibited
032	X		Bicycles prohibited
033	O		Vehicle height limit
034	O		Taxi with no passengers prohibited










**Road Signs, Road Markings, Traffic Signals (including Instrument Warning Lights and Indicators)
MOTORCYCLES (True/False Question Bank)
【English version】**

Question number	Answer	Question Illustrations	Question
035	<input type="radio"/>		Cars prohibited
036	<input type="radio"/>		Do not enter
037	<input type="radio"/>		Right turns prohibited
038	<input type="radio"/>		Danger
039	<input type="radio"/>		Watch out for traffic signals
040	<input type="radio"/>		Watch out for children
041	X		Watch out for children
042	<input type="radio"/>		Bump ahead
043	<input type="radio"/>		Winding road, right turn ahead






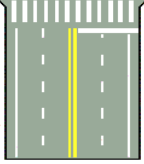

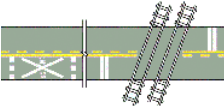
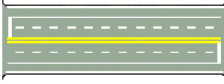
**Road Signs, Road Markings, Traffic Signals (including Instrument Warning Lights and Indicators)
MOTORCYCLES (True/False Question Bank)
【English version】**

Question number	Answer	Question Illustrations	Question
044	<input type="radio"/>		Two-way
045	<input checked="" type="radio"/>		First-aid station
046	<input type="radio"/>		Intersection
047	<input checked="" type="radio"/>		Road narrows
048	<input type="radio"/>		Road narrows
049	<input type="radio"/>		Cars only
050	<input type="radio"/>		Circular intersection, follow directions
051	<input checked="" type="radio"/>		For vehicles only
052	<input type="radio"/>		Left turns only

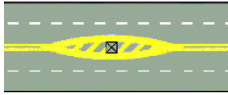
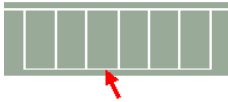

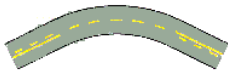
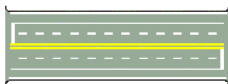
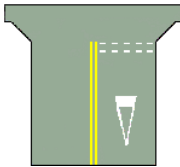
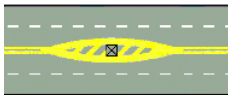
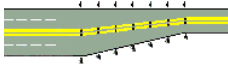

**Road Signs, Road Markings, Traffic Signals (including Instrument Warning Lights and Indicators)
MOTORCYCLES (True/False Question Bank)
【English version】**

Question number	Answer	Question Illustrations	Question
053	O		Follow directions for left or right turn
054	O		Keep right
055	O		Slow down
056	O		One way
057	O		First-aid station
058	O		Slippery road
059	X		Single lane road
060	X		Provincial road number
061	O		National freeway number

**Road Signs, Road Markings, Traffic Signals (including Instrument Warning Lights and Indicators)
MOTORCYCLES (True/False Question Bank)
【English version】**

Question number	Answer	Question Illustrations	Question
062	O		Minimum speed
063	X		maximum speed limit
064	X		Follow the directional arrows
065	O		Parking bay
066	X		parking space for large heavy-duty motorcycles
067	O		Solid white horizontal line means stop line
068	X		Solid white double lines marks vehicle lane
069	O		Railroad crossing ahead
070	X		The broken white line is a stop line.





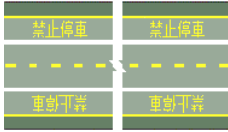

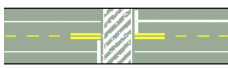
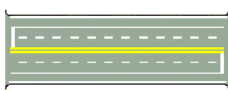

**Road Signs, Road Markings, Traffic Signals (including Instrument Warning Lights and Indicators)
MOTORCYCLES (True/False Question Bank)
【English version】**

Question number	Answer	Question Illustrations	Question
071	<input type="radio"/>		Barrier
072	<input type="radio"/>		Parking line
073	<input checked="" type="radio"/>		Stop line
074	<input type="radio"/>		The solid yellow line and broken yellow line indicate passing prohibited in one direction
075	<input checked="" type="radio"/>		The solid yellow double line means parking prohibited.
076	<input type="radio"/>		The inverted white triangle means yield.
077	<input checked="" type="radio"/>		Road width changes
078	<input type="radio"/>		Road width changes
079	<input checked="" type="radio"/>		Watch out for traffic signals

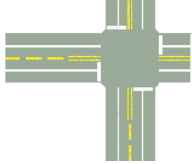
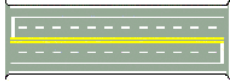
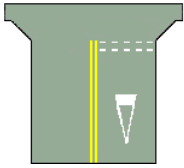
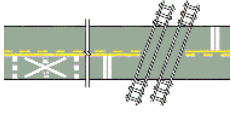
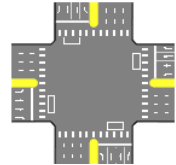
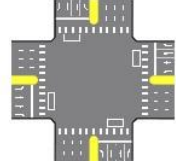
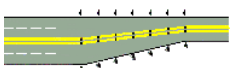


Road Signs, Road Markings, Traffic Signals (including Instrument Warning Lights and Indicators)

MOTORCYCLES (True/False Question Bank)










【English version】

Question number	Answer	Question Illustrations	Question
080	O		Special flashing yellow light
081	O		Pedestrian crossing signal
082	X		School Children Crossing
083	X		Flashing yellow light
084	X		The solid yellow line indicates the edge of the road
085	O		Multi-track electronic railroad crossing.
086	O		Diagonal white lines mean zebra crossing
087	O		The broken white line is a lane line.
088	O		Road marking









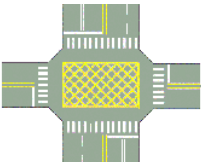
**Road Signs, Road Markings, Traffic Signals (including Instrument Warning Lights and Indicators)
MOTORCYCLES (True/False Question Bank)
【English version】**

Question number	Answer	Question Illustrations	Question
089	O		Solid yellow double lines mean passing is prohibited in both directions.
090	O		Solid yellow double lines mean passing in oncoming lanes is prohibited
091	X		The inverted white triangle means barrier ahead.
092	X		Barrier
093	O		The white rectangular box in front of stop line is left turn area for slow vehicles and motorcycles.
094	X		The white rectangular marking in front of the stop line shown in the picture is a motorcycle waiting zone
095	X		Barrier
096	O		Traffic control signal ahead
097	X		Flashing yellow light

Road Signs, Road Markings, Traffic Signals (including Instrument Warning Lights and Indicators)
MOTORCYCLES (True/False Question Bank)
【English version】

Question number	Answer	Question Illustrations	Question
098	<input type="radio"/>		Gas station
099	<input type="radio"/>		Dead end
100	<input type="radio"/>		All vehicles must stop
101	<input checked="" type="checkbox"/>		Vehicles approaching from the left must turn left
102	<input type="radio"/>		Vehicles on the right must stop
103	<input checked="" type="checkbox"/>		Vehicles approaching from the right must quickly pass
104	<input checked="" type="checkbox"/>		Vehicles in front must stop
105	<input type="radio"/>		Vehicles in the front and rear must stop, vehicles approaching from the left and right may proceed
106	<input checked="" type="checkbox"/>		Vehicles approaching from the left must quickly pass

Road Signs, Road Markings, Traffic Signals (including Instrument Warning Lights and Indicators)
MOTORCYCLES (True/False Question Bank)
【English version】

Question number	Answer	Question Illustrations	Question
107	<input type="radio"/>		Vehicles approaching from the left must turn left
108	<input checked="" type="radio"/>		Right lane closed
109	<input checked="" type="radio"/>		Left lane closed
110	<input type="radio"/>		Road construction
111	<input type="radio"/>		Detour ahead
112	<input type="radio"/>		Follow the detour sign
113	<input checked="" type="radio"/>		Road construction
114	<input type="radio"/>		Northbound
115	<input type="radio"/>		Checkered area indicates no standing in that area

**Road Signs, Road Markings, Traffic Signals (including Instrument Warning Lights and Indicators)
MOTORCYCLES (True/False Question Bank)
【English version】**

Question number	Answer	Question Illustrations	Question
116	X		Checkered area indicates standing allowed in that area
117	O		Steep drop-off on the left
118	X		Watch out for falling rocks
119	O		Watch out for heavy wind
120	X		Watch for signs
121	O		No passing
122	X		Single lane road
123	X		Stop for weighing
124	X		Parking prohibited










**Road Signs, Road Markings, Traffic Signals (including Instrument Warning Lights and Indicators)
MOTORCYCLES (True/False Question Bank)
【English version】**

Question number	Answer	Question Illustrations	Question
125	O		Broken yellow line is a direction separation line
126	X		Broken yellow line separates oncoming traffic lanes
127	O		Vertical white line is a longitudinal crosswalk line
128	X		Vertical white line is a zebra crossing
129	O		Provincial road number
130	X		National freeway number
131	O		Maximum speed
132	X		Minimum speed
133	O		Lane control sign.










**Road Signs, Road Markings, Traffic Signals (including Instrument Warning Lights and Indicators)
MOTORCYCLES (True/False Question Bank)
【English version】**

Question number	Answer	Question Illustrations	Question
134	X		no left turn
135	X		lane splits
136	X		Two-way
137	O		Y intersection
138	O		Beware of airplanes
139	X		No turns allowed
140	O		lane direction
141	X		road direction
142	X		keep right


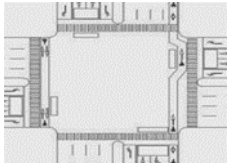
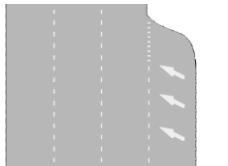
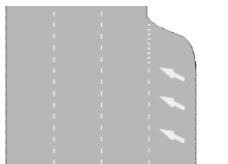




**Road Signs, Road Markings, Traffic Signals (including Instrument Warning Lights and Indicators)
MOTORCYCLES (True/False Question Bank)
【English version】**

Question number	Answer	Question Illustrations	Question
143	O		Buses only
144	O		exclusive for autobombiles with at least 4 wheels.
145	X		no honking
146	X		Bicycles prohibited
147	O		no entry
148	O		No right or left turns
149	X		dead end
150	X		No left turn for large heavy-duty motorcycle with engine capacity of 550cc or above.
151	O		vehicle safety distance









Road Signs, Road Markings, Traffic Signals (including Instrument Warning Lights and Indicators)
MOTORCYCLES (True/False Question Bank)
【English version】

Question number	Answer	Question Illustrations	Question
152	O		Location name
153	O		Locational direction sign
154	O		road name
155	O		disabled parking space
156	X		automobile repair service station
157	X		cars only
158	O		U-turn lane
159	X		warning triangle for vehicle with mechanical problems
160	O		The white rectangular marking in front of the stop line shown in the picture is a motorcycle waiting zone, which allows motorcycles, except large heavy-duty motorcycles, to wait in the area during a red light.

Road Signs, Road Markings, Traffic Signals (including Instrument Warning Lights and Indicators)
MOTORCYCLES (True/False Question Bank)
【English version】

Question number	Answer	Question Illustrations	Question
161	X		The white rectangular marking behind the stop line in the picture is the motorcycle waiting zone for left turn traffic.
162	O		The crosshatch marking between the crosswalk and the motorcycle waiting zone as shown in the picture is for bicycles crossing
163	O		The white arrow in the picture is a lane ends sign, which indicates the lane is coming to an end, and guides you to merge with the adjacent traffic.
164	X		The white arrow shown in the picture indicates a passing bay
165	O		charging station
166	X		charging station
167	O		through traffic only
168	X		directional sign for roundabout

**Road Signs, Road Markings, Traffic Signals (including Instrument Warning Lights and Indicators)
MOTORCYCLES (True/False Question Bank)
【English version】**

Question number	Answer	Question Illustrations	Question
169	X		beware of buses or large passenger vehicles
170	O		left turn
171	O		right turn
172	X		slow down and stop
173	X		passing allowed
174	O		Beware of Animals
175	O		The bike rider gestured an upcoming left turn
176	O		The bike rider gestured an upcoming right turn